

Supplementary data for article :

Stanković, D.; Ognjanović, M.; Martin, F.; Šovrc, L.; Mariano, J. F. M. L.; Antic, B.  
Design of Titanium Nitride- and Wolfram Carbide-Doped RGO/GC Electrodes for  
Determination of Gallic Acid. *Analytical Biochemistry* **2017**, *539*, 104–112.

<https://doi.org/10.1016/j.ab.2017.10.018>

Supplementary materials for the paper titled „ **Design of titanium nitride- and wolfram carbide-doped RGO/GC electrodes for determination of gallic acid**”.

**Short title: Modified electrodes for detection of gallic acid**

Dalibor M. Stanković<sup>1,2</sup>, Miloš Ognjanović<sup>1</sup>, Fabian Martin<sup>1,3</sup>, Lubomir Švorc<sup>4</sup>, José F. M. L. Mariano<sup>5</sup>, Bratislav Antić<sup>1</sup>

<sup>1</sup>The Vinča Institute of Nuclear Sciences, University of Belgrade, POB 522, 11001 Belgrade, Serbia

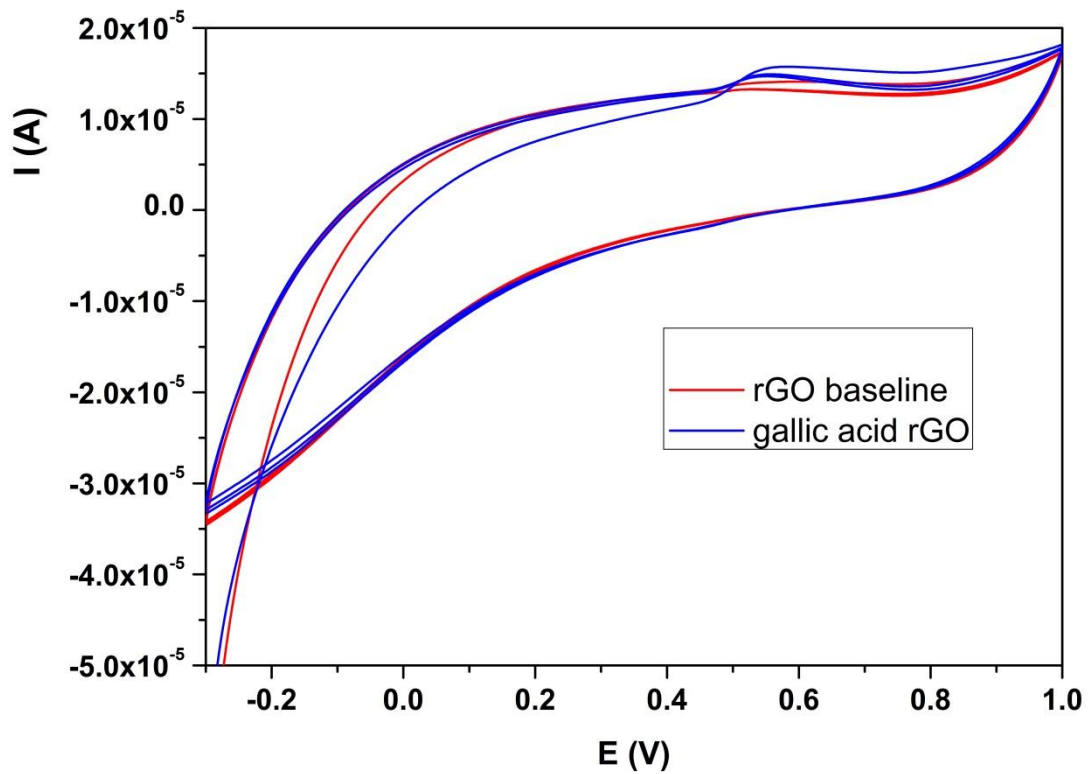
<sup>2</sup> Department of Analytical Chemistry, Innovation Center of the Faculty of Chemistry, University of Belgrade, Studentski trg 12-16, Belgrade, 11000, Serbia

<sup>3</sup> Institute of Geotechnics, Slovak Academy of Sciences, Watsonova 45, 04001, Košice, Slovak Republic

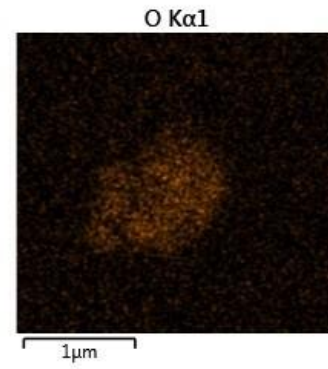

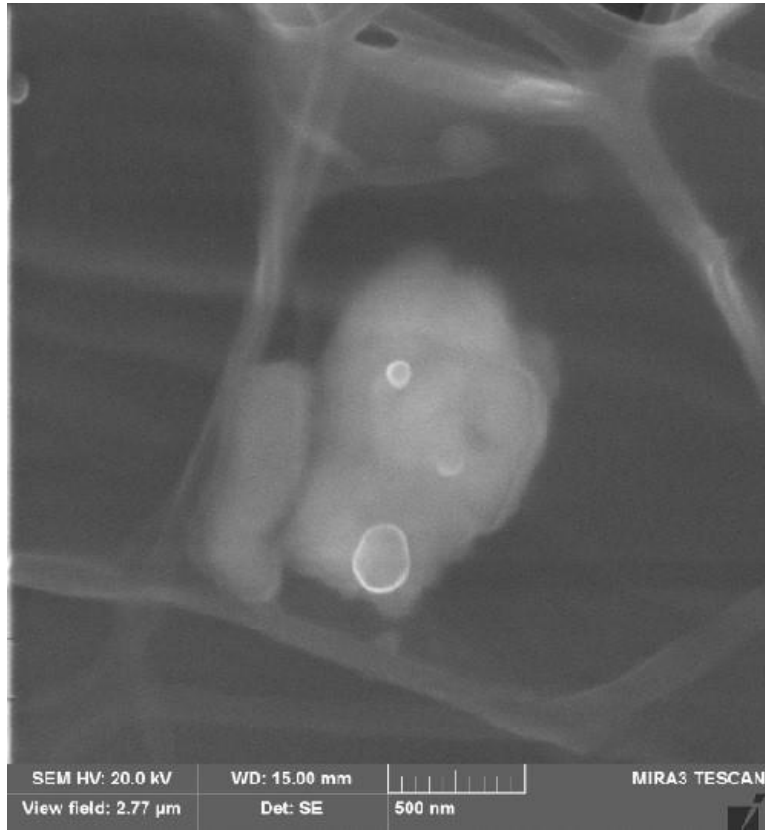
<sup>4</sup> Institute of Analytical Chemistry, Faculty of Chemical and Food Technology, Slovak University of Technology in Bratislava, Radlinského 9, Bratislava, SK-812 37, Slovak Republic

<sup>5</sup> Department of Physics and CeFEMA, Faculty of Science and Technology, University of Algarve, Campus de Gambelas, Faro 8005-139, Portugal



\*corresponding author: Dalibor M. Stanković, The Vinča Institute of Nuclear Sciences, University of Belgrade, POB 522, 11001 Belgrade, Serbia. Emails: [dalibors@chem.bg.ac.rs](mailto:dalibors@chem.bg.ac.rs)  
[daliborstankovic@vin.bg.ac.rs](mailto:daliborstankovic@vin.bg.ac.rs) Phone: 00381 11 3336829





S1. CV voltammograms in the presence of 50  $\mu$ M of gallic acid at reduced graphene oxide modified electrode.



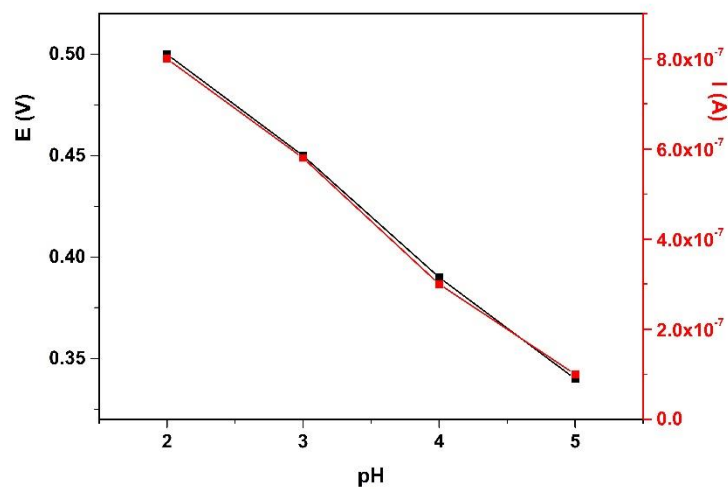
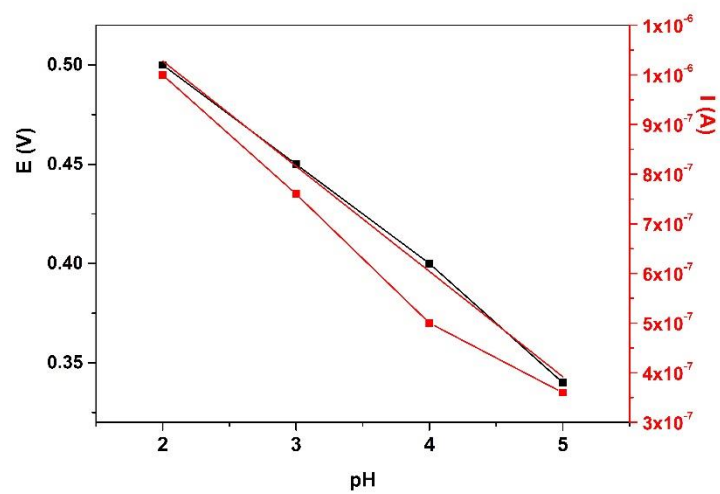
S2. EDS mapping for rGO



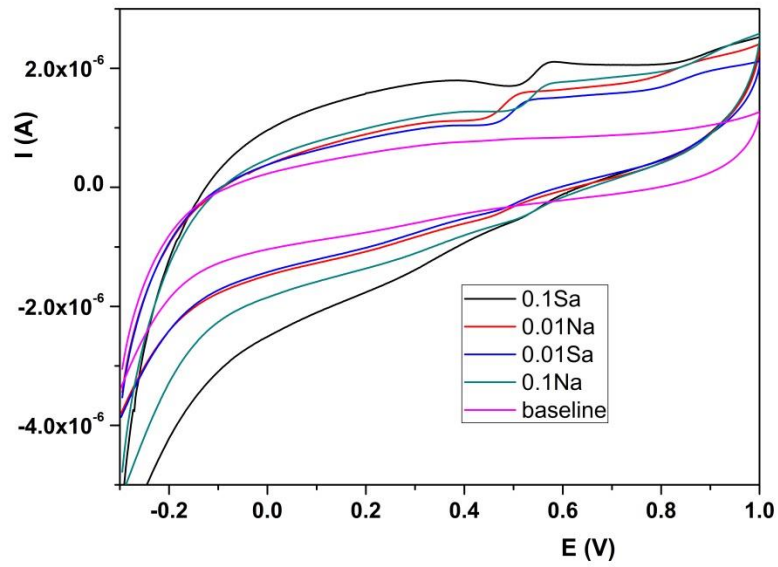
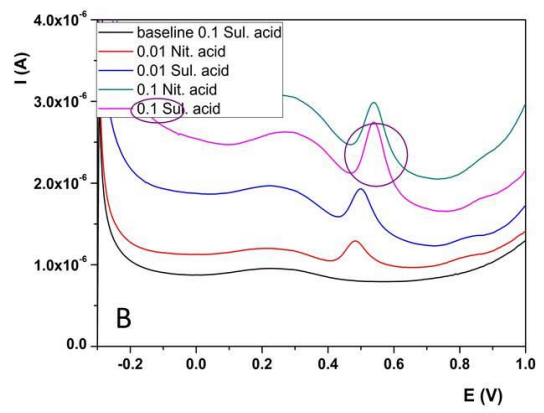
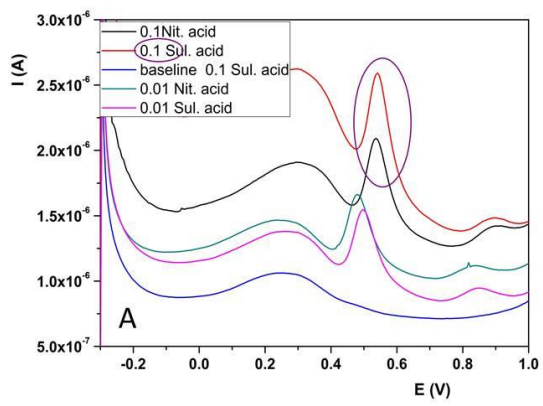
S3. EDS mapping for TNrGO



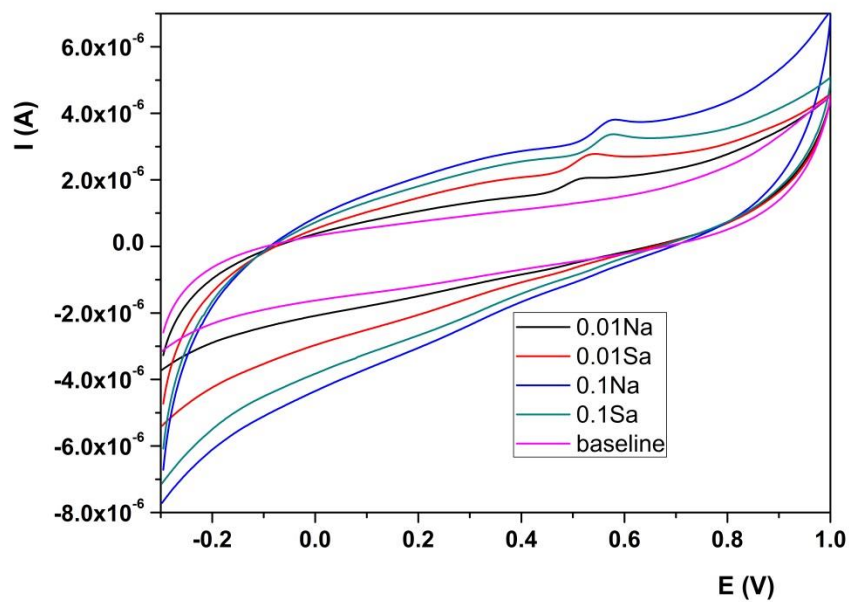
S4. EDS mapping for WCrGO



S5. Dependence of the peak current and peak potential from the pH of BRBS of 50  $\mu\text{M}$  of gallic acid at TNrGO (above) and WCrGO (below) modified GC electrode.







S6. DPV and cyclic voltammograms of 50  $\mu$ M of gallic acid in various electrolytes at TNRGO (above) and WCrGO (below) modified GC electrode.