

Supplementary Materials

Chitosan Nanoparticles Functionalized Viscose Fabrics as Potentially Durable Antibacterial Medical Textiles

Matea Korica ¹, Zdenka Peršin ², Lidija Fras Zemljič ², Katarina Mihajlovski ³, Biljana Dojčinović ⁴, Snežana Trifunović ⁵, Alenka Vesel ⁶, Tanja Nikolić ³, Mirjana M. Kostić ³

- ¹ Innovation Center of Faculty of Technology and Metallurgy, University of Belgrade, 11000 Belgrade, Serbia; mkorica@tmf.bg.ac.rs
 - ² Institute of Engineering Materials and Design, Faculty of Mechanical Engineering, University of Maribor, 2000 Maribor, Slovenia; zdenka.persin@um.si (Z.P.); lidija.fras@um.si (L.F.Z.)
 - ³ Faculty of Technology and Metallurgy, University of Belgrade, 11000 Belgrade, Serbia; kmihajlovski@tmf.bg.ac.rs (K.M.); tanjanikol@gmail.com (T.N.)
 - ⁴ Institute of Chemistry, Technology and Metallurgy, University of Belgrade, 11000 Belgrade, Serbia; bmatic@chem.bg.ac.rs
 - ⁵ Faculty of Chemistry, University of Belgrade, 11000 Belgrade, Serbia; snezandat@chem.bg.ac.rs
 - ⁶ Department of Surface Engineering, Jožef Stefan Institute, University of Ljubljana, 1000 Ljubljana, Slovenia; alenka.vesel@guest.arnes.si
- * Correspondence: kostic@tmf.bg.ac.rs; Tel.: + 381-11-3303-628

Citation: Korica, M.; Peršin, Z.; Fras Zemljič, L.; Mihajlovski, K.; Dojčinović, B.; Trifunović, S.; Vesel, A.; Nikolić, T.; Kostić, M.M. Chitosan Nanoparticles Functionalized Viscose Fabrics as Potentially Durable Antibacterial Medical Textiles. *Materials* **2021**, *14*, 3762. <https://doi.org/10.3390/ma14133762>

Academic Editor: Alina Sionkowska

Received: 2 June 2021

Accepted: 3 July 2021

Published: 5 July 2021

Publisher's Note: MDPI stays neutral with regard to jurisdictional claims in published maps and institutional affiliations.



Copyright: © 2021 by the authors. Licensee MDPI, Basel, Switzerland. This article is an open access article distributed under the terms and conditions of the Creative Commons Attribution (CC BY) license (<http://creativecommons.org/licenses/by/4.0/>).

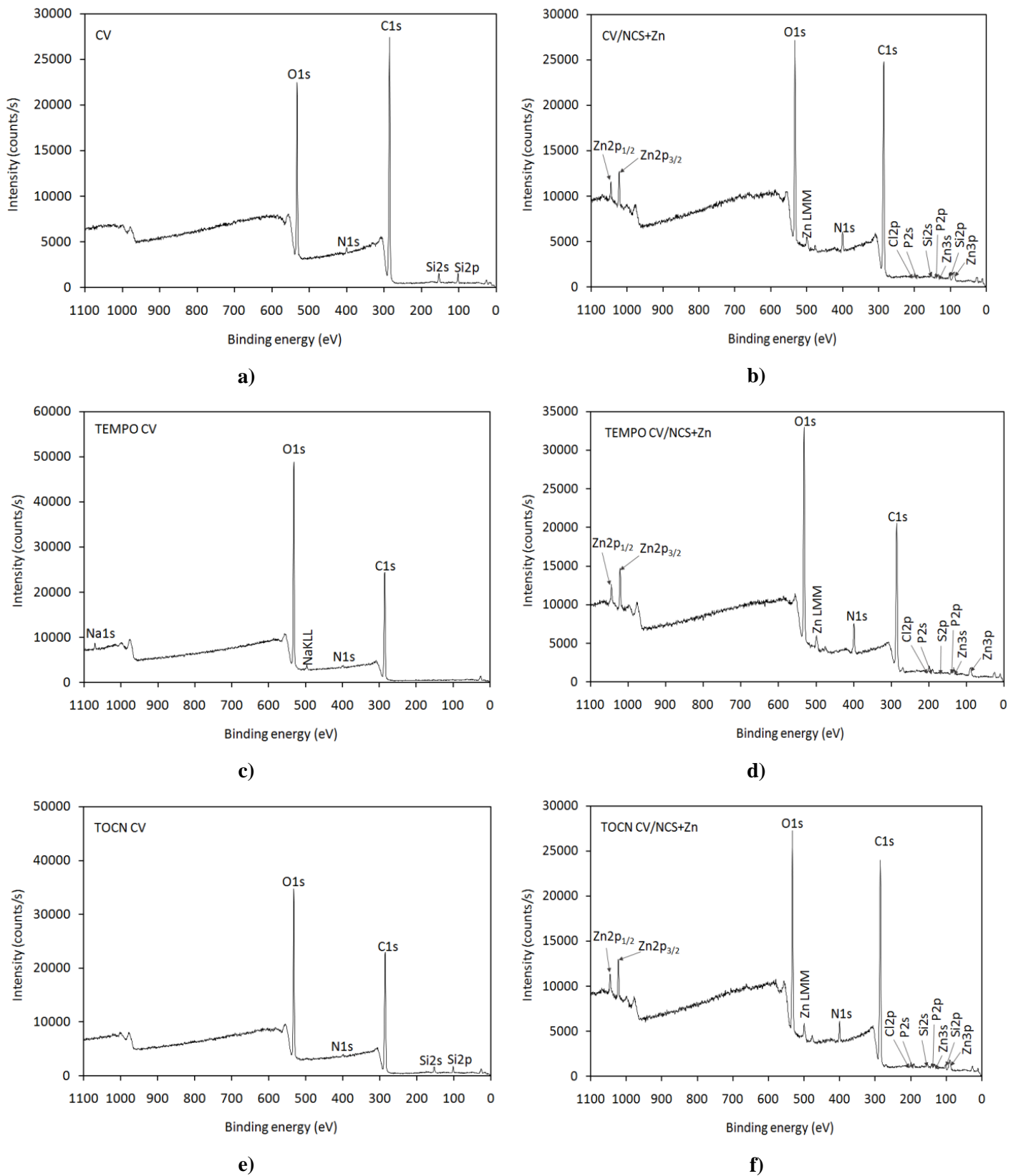


Figure S1. XPS survey spectra of pristine and pre-treated viscose fabrics before and after functionalization with NCS+Zn.

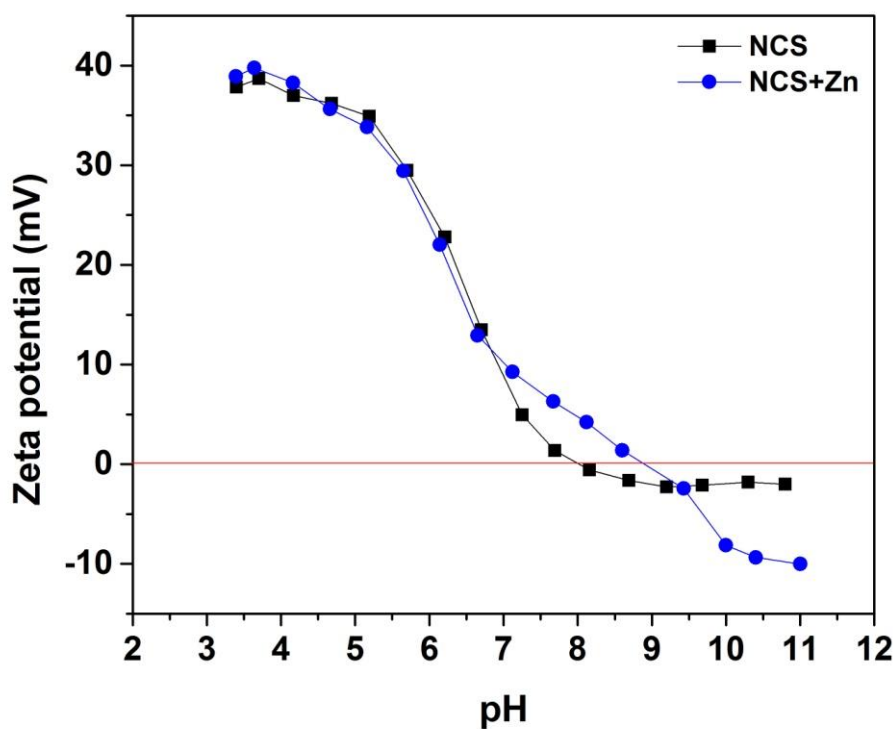
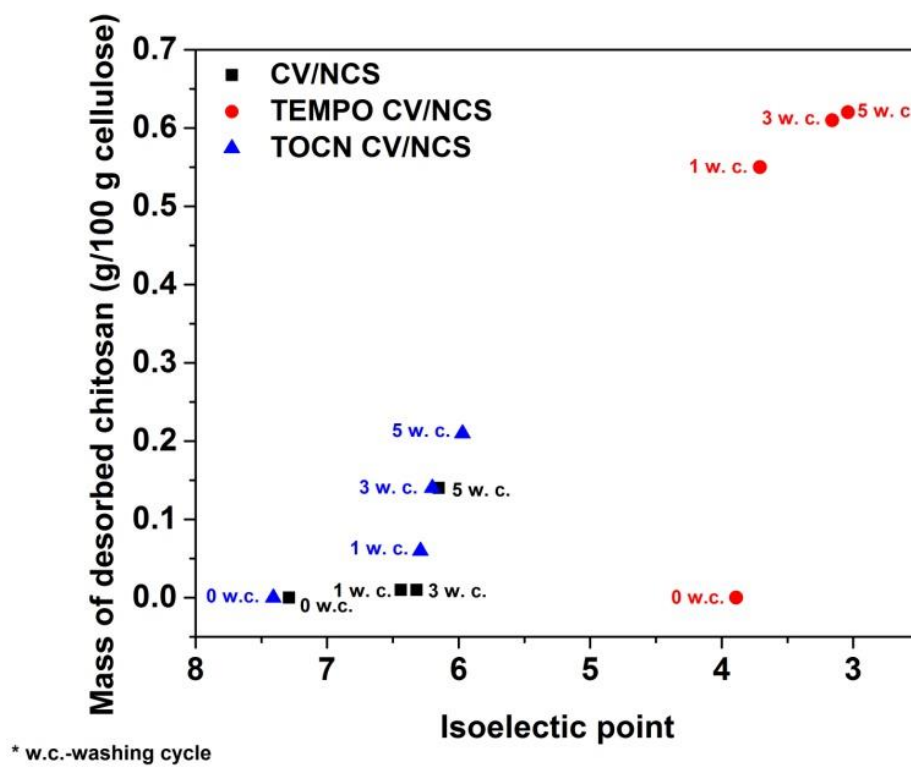
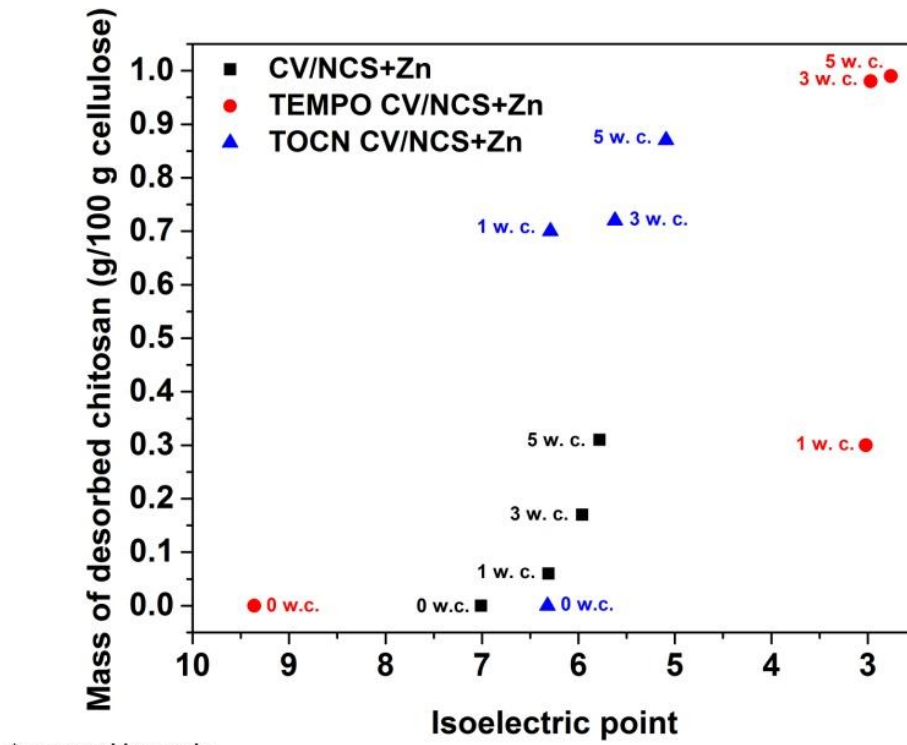


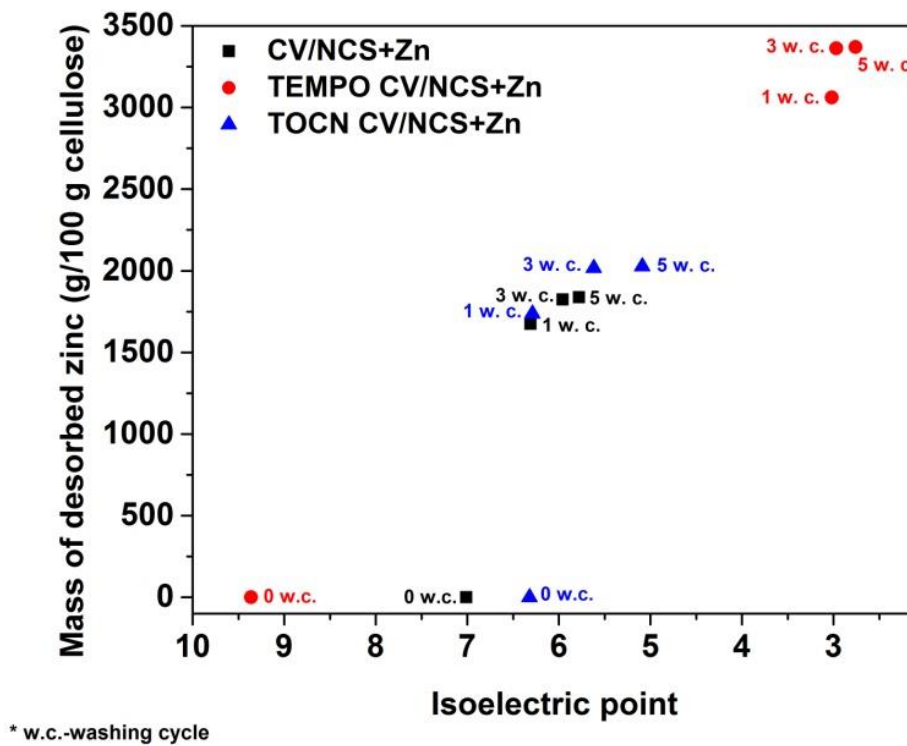
Figure S2. Zeta potential of NCS and NCS+Zn



a)



b)



c)

Figure S3. Changes in isoelectric points with desorption of chitosan and zinc ions from viscose fabrics functionalized with NCS (a) and NCS+Zn (b, c) before and after 1, 3 and 5 washing cycles.