

Supplementary data for article:

Bjelaković, M. S.; Kop, T. J.; Dordević, J.; Milić, D. R. Fulleropeptide Esters as Potential Self-Assembled Antioxidants. *Beilstein Journal of Nanotechnology* **2015**, *6* (1), 1065–1071. <https://doi.org/10.3762/bjnano.6.107>

Supporting Information

for

Fulleropeptide esters as potential self-assembled antioxidants

Mira S. Bjelaković^{*1}, Tatjana J. Kop¹, Jelena Đorđević² and Dragana R. Milić^{*2}

Address: ¹Institute of Chemistry, Technology and Metallurgy, Center for Chemistry,
University of Belgrade, Njegoševa 12, P.O. Box 473, 11001 Belgrade, Serbia and

²Faculty of Chemistry, University of Belgrade, Studentski trg 12–16, P.O. Box 51, 11158
Belgrade, Serbia

Email: Mira Bjelaković* - mbjelak@chem.bg.ac.rs, Dragana Milić* -

dmilic@chem.bg.ac.rs

* Corresponding author

SEM images of fullerene derivatives 1–12 (Figures S1 and S2)

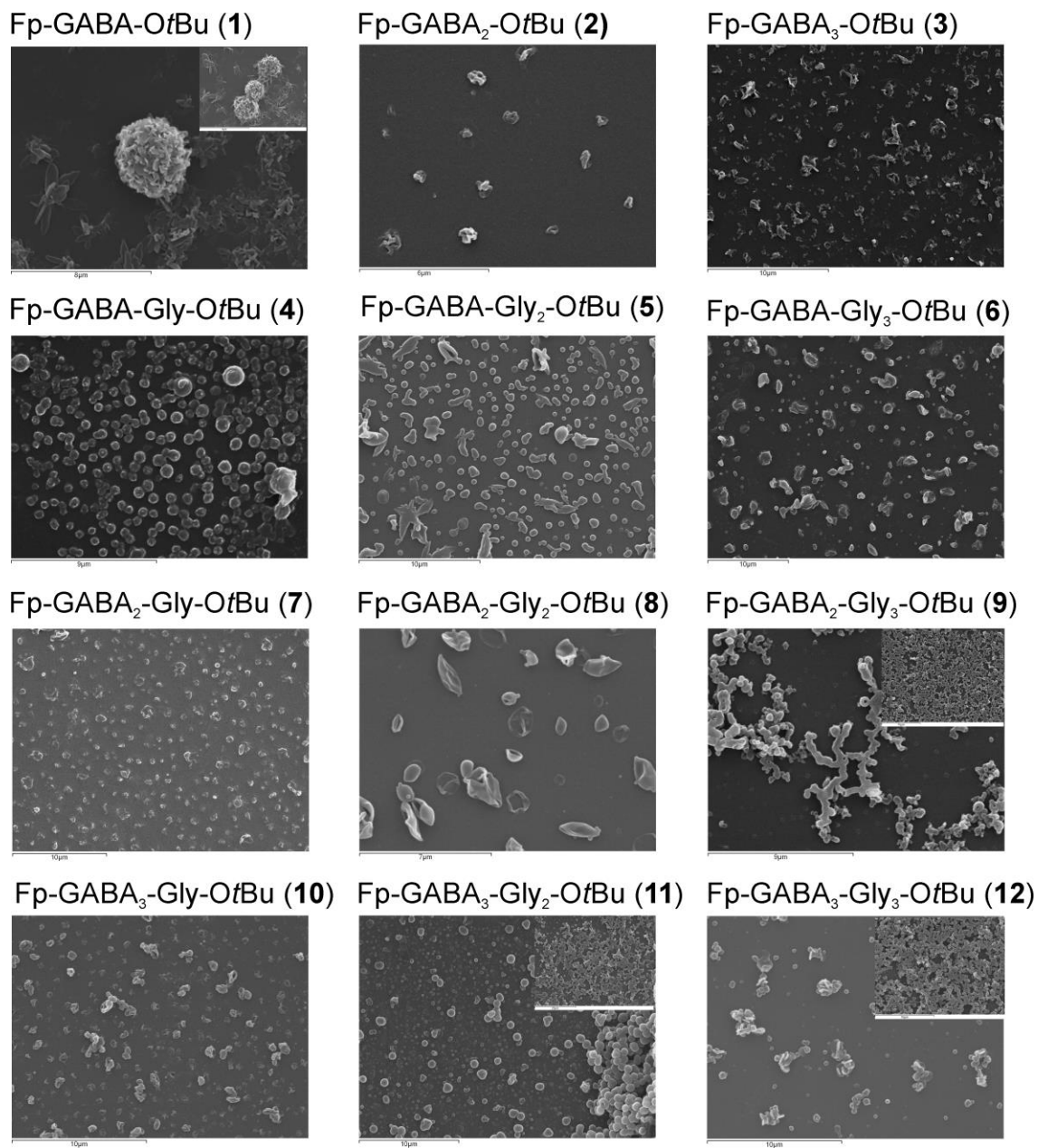

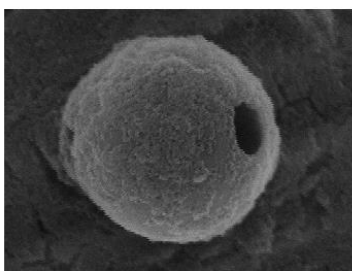


Figure S1: Representative SEM images of the self-organized particles of the parent ester **1** and fulleropeptide esters **2–12** prepared from PhMe/MeOH (5/1, v/v) on Si substrate upon evaporation of 10 μL of 1 mM solution at room temperature; insets on **9**, **11** and **12**: 50 μL of 1 mM solution.

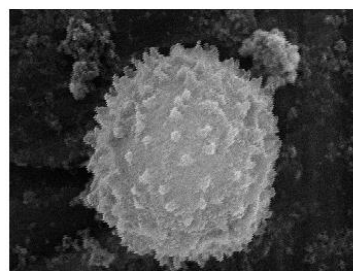
Fp-GABA-OtBu (1)



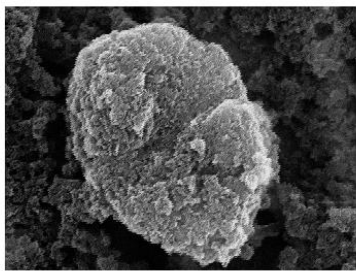
Fp-GABA₂-OtBu (2)



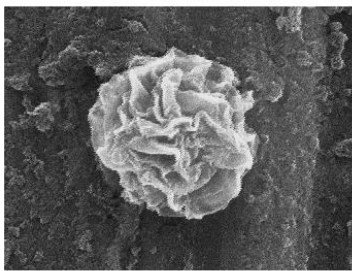
Fp-GABA₃-OtBu (3)



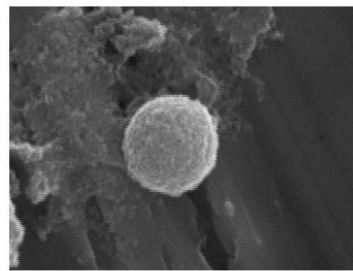
Fp-GABA-Gly-OtBu (4)



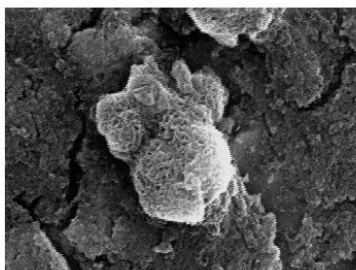
Fp-GABA-Gly₂-OtBu (5)



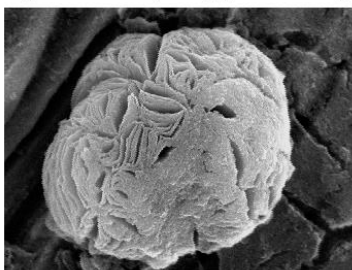
Fp-GABA-Gly₃-OtBu (6)



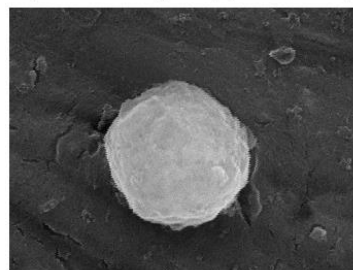
Fp-GABA₂-Gly-OtBu (7)




Fp-GABA₂-Gly₂-OtBu (8)



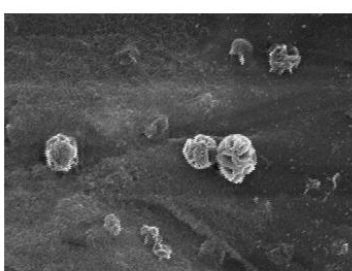
Fp-GABA₂-Gly₃-OtBu (9)



Fp-GABA₃-Gly-OtBu (10)



Fp-GABA₃-Gly₂-OtBu (11)



Fp-GABA₃-Gly₃-OtBu (12)

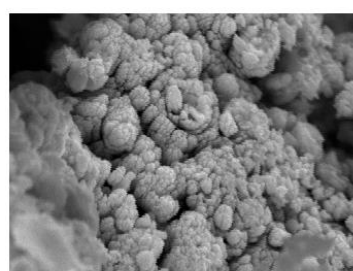


Figure S2: Representative SEM images of the self-organized particles of fulleropyrrolidinic GABA ester **1** and fulleropeptide esters **2–12** prepared from the solids obtained by precipitation with MeOH and deposited on brass substrate.